




**TARGETS FROM THE COMMUNITY SAFETY PLAN 2012-13**

		No	Performance Measure	Quarter 1	Quarter 2	Quarter 3	Quarter 4	Status
<b>1. ANTI SOCIAL BEHAVIOUR TARGETS</b>	1.1	<b>Monitor repeat callers to the Police, MAASBT and RSLs.</b>	<p>Monitor all repeat callers to identify those who may be vulnerable. Provide support to them via the ASB Victim/Witness Support Officer.</p> <p><b>Baseline:</b> 369 repeat callers in 2011/12 (3 or more calls)</p>	47 repeat callers in Q1				
	1.2	<b>Reduce the perception that ASB is a serious problem.</b>	<p>Clarify what types of issues residents consider anti social, whether they report this and if so to whom (via focus groups). Measure satisfaction and perception levels in the Viewpoint/Council yearly survey.</p> <p><b>Baseline:</b> 23.2% of residents perceived high levels of ASB from the Place Survey 2008</p>	No perception survey completed this year to date				-
	1.3	<b>Reduce Anti Social Behaviour in the borough.</b>	<p>Achieve a reduction in the number of Police recorded ASB incidents and service requests dealt with by the MAASBT.</p> <p><b>Baseline:</b> 2011/12</p> <ul style="list-style-type: none"> <li>• Police – 14,965</li> <li>• MAASBT – 3,573</li> </ul>	<p>Police – 3,079 incidents YTD = <b>-28.1% reduction</b> on baseline</p> <p>MAASBT – 1,195 SR dealt with YTD = <b>33.8% increase</b> on baseline</p>				

2. ALCOHOL RELATED CRIME AND ASB	No	Performance Measure	Quarter 1	Quarter 2	Quarter 3	Quarter 4	Status
	2.1	<p><b>Increase the number of section 27 notices issued.</b></p> <p>Aim for an overall increase</p> <p><b>Baseline:</b> 392 in 2011/12</p>	<p>120 section 27 notices issued in Q1; an increase of +22.4% on baseline.</p>				😊
	2.2	<p><b>Reduce the number of alcohol related crimes for those on an ATR.</b></p> <p>Cohort taken using ATR data to identify offending one year prior, during and one year after an ATR.</p> <p><b>Baseline:</b> 2011/12</p> <ul style="list-style-type: none"> <li>• 79 starts</li> <li>• 35 completions</li> <li>• 13 breaches</li> </ul>	<ul style="list-style-type: none"> <li>• 19 starts</li> <li>• 11 completions</li> <li>• 7 breaches</li> </ul> <p>Increase in breaches against baseline</p>				😞
	2.3	<p><b>Reduce the number of alcohol related crimes for those on an ASAR</b></p> <p>Cohort taken using ASAR data to identify offending one year prior, during and one year after an ASAR.</p> <p><b>Baseline:</b> 2011/12</p> <ul style="list-style-type: none"> <li>• 53 starts</li> <li>• 18 completions</li> <li>• 3 breaches</li> </ul>	<ul style="list-style-type: none"> <li>• 11 starts</li> <li>• 10 completions</li> <li>• 4 breaches</li> </ul> <p>Increase in breaches against baseline</p>				😞

3. VIOLENCE TARGETS	No	Performance Measure	Quarter 1	Quarter 2	Quarter 3	Quarter 4	Status
	3.1	<p><b>Maintain a reduction in Most Serious Violent Crime</b></p> <p>Reduce year on year</p> <p><b>Baseline:</b> 100 SVCs recorded in 2011/12</p>	<p>Most Serious Violent Crimes can no longer be calculated. New target of Violence With Injury is proposed for 2012-13. Performance against new target is +20 offences / +7.1% in Q1</p>				☹️
	3.2	<p><b>Reduce Violence Against the Person associated with the night-time economy</b></p> <p>Reduce the number of offences in Stockton Town Centre and Yarm wards</p> <p><b>Baseline:</b> 2011/12</p> <ul style="list-style-type: none"> <li>• Stockton Town Centre - 506</li> <li>• Yarm - 46</li> </ul>	<p>126 offences in STC ward in Q1 = -0.4% on baseline</p> <p>11 offences in Yarm ward in Q1 = -4.3% on baseline</p>				😊
	3.3	<p><b>Reduce repeat perpetrators of Domestic Violence</b></p> <p>Reduce the number of perpetrators of DV who re-offend 6 months after completing a programme year on year.</p> <p><b>Baseline:</b> Awaiting figure from Harbour</p>	<p>Problems with data collection – figures to be tabled at meeting</p>				
	3.4	<p><b>Increase the number of repeat victims in MARAC accessing support from Harbour.</b></p> <p>Increase the take up of support year on year. Aim to increase the % rate of take up based on number accessing treatment as a proportion of all of repeats.</p> <p><b>Baseline:</b> Awaiting figure from Harbour</p>	<p>Problems with data collection – figures to be tabled at meeting</p>				

4. DRUG RELATED OFFENDING TARGETS	No	Performance Measure	Quarter 1	Quarter 2	Quarter 3	Quarter 4	Status
	4.1	<p><b>Increase the number of female drug users accessing support.</b></p> <p>Increase year on year</p> <p><b>Baseline:</b> 365 females in treatment in 2010/11 (26% of total in treatment)</p>	<p>Q1 data not available on NDTMS until end of August. No gender breakdown for individual months.</p>				-
	4.2	<p><b>Increase the number of people leaving treatment services drug free.</b></p> <p>Develop wrap around support services for substance misusers in the treatment system with a focus on abstinence.</p> <p><b>Baseline:</b> 50% planned exits in 2011/12; 144 out of 288 total exits</p>	<p>56% of exits were planned in Q1 (38 out of 76); this is a 6% increase on the baseline.</p>				😊
	4.3	<p><b>Reduce the number of individuals repeatedly testing positive for drugs within Arrest Referral.</b></p> <p>Use IOM and DIP to provided wrap around intensive support.</p> <p><b>Baseline:</b> 52 individuals tested positive three or more times in 2011/12*</p> <p>NB: baseline re-set using new repeat identification methodology</p>	<p>Rolling 12 months to end Q1:</p> <p>47 individuals tested positive on three or more occasions; a -9.6% reduction on baseline.</p>				😊

5. CRIMINAL DAMAGE TARGETS	No	Performance Measure	Quarter 1	Quarter 2	Quarter 3	Quarter 4	Status
	5.1	<p><b>Reduce Criminal Damage</b></p> <p>Maintain a reduction in offences of criminal damage by achieving a reduction year on year.</p> <p><b>Baseline:</b> 2,472 crimes in 2011/12</p>	492 offences recorded in Q1; a -16.3% reduction on the baseline.				
5.2	<p><b>Reduce the number of repeat victims of Criminal Damage.</b></p> <p>All repeat victims to be visited to identify cause and implement actions to reduce victimisation. Aim for a reduction in numbers year on year.</p> <p><b>Baseline:</b> 34 individuals victim on three or more occasions in 2011/12*</p> <p>NB: baseline re-set using new repeat identification tool methodology</p>	32 individual victims on three or more occasions in rolling 12 months to end of Q1; a reduction of two on baseline year.					

6. EMERGING ISSUES TARGETS	No	Performance Measure	Quarter 1	Quarter 2	Quarter 3	Quarter 4	Status
	6.1	<p><b>Reduce offending among the most prolific offenders</b></p> <p>Reduction in the number of convictions for all those on IOM (PPOs, HCCs &amp; DRRs).</p> <p><b>Baseline:</b> 2011/12</p> <ul style="list-style-type: none"> <li>• PPOs – 85 convictions</li> <li>• HCCs – 245 convictions</li> <li>• DRRs – 117 convictions</li> </ul>	<p>Reductions YTD for PPOs &amp; HCCs but increase for DRRs;</p> <p>PPOs – 10 convictions = -3 (-7.5%)</p> <p>HCCs– 33 convictions = -113 (-46.1%)</p> <p>DRRs – 35 convictions = +23 (+19.6%)</p>				
6.2	<p><b>Research emerging issues throughout the year</b></p> <p>Carry out at least four problem profiles / in-depth analyses throughout the year into emerging issues.</p> <p><b>Baseline:</b> four analyses documents</p>	First document produced on Parkfield and Oxbridge ward was presented to SSP 26 <sup>th</sup> June 2012. Second document relating to offenders in treatment is scheduled for Sept SSP.					